


Part No:

# HWSS19-2.0-ER



## *WR-19 Millimeter Waveguide Straight Section, 2 Inch 40 GHz to 60 GHz, U-Band*

The HASCO WR-19 Millimeter Waveguide Straight Section **HWSS19-2.0-ER** operates from 40 GHz to 60 GHz. This WR-19, U-Band waveguide section is constructed with a Round UG-383/U-M Flange.

HASCO rectangular waveguides are manufactured from brass, OFHC copper, aluminum or coin silver. Waveguides have significant advantages over coaxial transmission in power handling, insertion loss and signal integrity (leakage and electromagnetic interference - EMI).

HASCO offers a series of millimeter waveguide straight sections, E-Bends, H-Bends and 90° Twists. Anti-cocking flanges available if required. All are available in standard and custom lengths covering the waveguide sizes WR-3, WR-4, WR-5, WR-6, WR-8, WR-10, WR-12, WR-15, WR-19, WR-22, WR-28, WR-34 and WR-42. Square waveguide flanges are available in WR-22, WR-28, WR-34 and WR-42. Please contact HASCO for custom options.

### Specifications

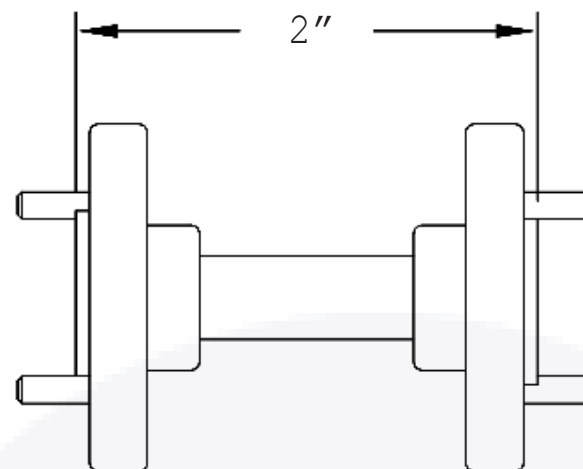
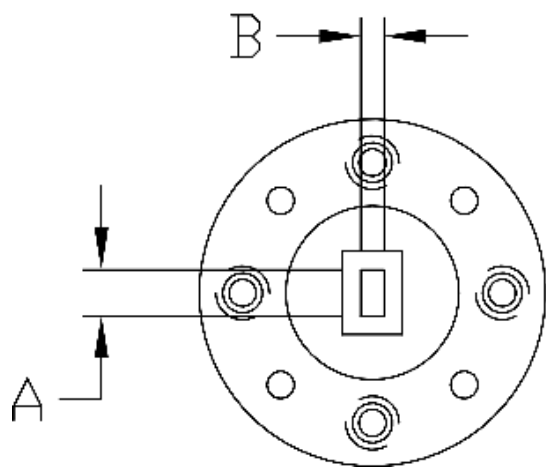
- Frequency Range 40 GHz to 60 GHz
- VSWR 1.02:1
- Length 2 inch
- RF Ports WR-19 Waveguide with UG-383/U-M Flange

### Environmental Data

- Temperature Range 220°C Max

### Material

- Waveguide OFHC Copper
- Flange Round UG-383/U-M, Brass
- Finish Gold Plated per MIL-DTL-45204



Part Number	WG Size	DIM A	DIM B
HWSS22-X.X-ER	WR-22	0.224	0.112
HWSS19-X.X-ER	WR-19	0.188	0.094
HWSS15-X.X-ER	WR-15	0.148	0.074
HWSS12-X.X-ER	WR-12	0.122	0.061
HWSS10-X.X-ER	WR-10	0.100	0.050
HWSS08-X.X-ER	WR-08	0.080	0.040
HWSS06-X.X-ER	WR-06	0.065	0.0325
HWSS05-X.X-ER	WR-05	0.051	0.0255
HWSS04-X.X-ER	WR-04	0.043	0.0215
HWSS03-X.X-ER	WR-03	0.034	0.017

LTR	DESCRIPTION	DATE	APPR.	CREATED BY: JMS	CHECKED BY: TAC
-	RELEASE	08/19	TAC	APPROVED BY: TAC	
A	Updated Photo	7/22	TAC	THESE DRAWINGS AND SPECIFICATIONS ARE THE PROPERTY OF HASCO COMPONENTS AND SHALL NOT BE REPRODUCED, COPIED NOR USED - IN WHOLE OR IN PART - AS THE BASIS FOR THE MANUFACTURE OR SALE OF OTHER ITEMS WITHOUT THE EXPRESS, WRITTEN PERMISSION OF HASCO COMPONENTS.	
THIS DRAWING IS A CONTROLLED DOCUMENT					



5214 Bonsai Street • Moorpark, CA 93021  
 (888) 498-3242 • sales@hasco-inc.com  
[www.hasco-inc.com](http://www.hasco-inc.com)

MATERIALS: SEE DATA SHEET	CAGE CODE: 0T8L4	SCALE: N/A	SIZE: A
FINISHES: SEE DATA SHEET	PART NO./DRAWING NO. <b>HWSS19-2.0-ER</b>		REV: A